

LEAF CLASSIFICATION

Nature Pack





Thank you for your downloading this resource. Our subscribers get access to all sorts of exclusive freebies as a perk for being a loyal reader.

We'd love for you to join our list (if you haven't already) of over 100,000 homeschoolers who love free stuff!

[Click here to sign up](#) and we will send you access to our [subscriber library](#) where you can download dozens of free educational printables.

by Homeschool Giveaways

© Copyright 2020

All rights reserved. No part of this work may be reproduced or distributed in any form by any means--graphic, electronic, or mechanical, including photocopying, recording, taping, or storing in information storage or retrieval systems—without the prior written permission from the publisher.

Original purchaser is granted permission to print copies for use within his or her immediate family.

For additional resources visit Homeschoolgiveaways.com.


About This Resource

Use the information pages to help teach your children about 8 different types of leaves. Create a full lesson that reaches across several subjects by picking out words to use for vocabulary and spelling; putting leaves found outside under the microscope to see them up close; and/or, use the information for copywork and research practice.

Cut out the leaf identification cards and laminate them to create durable cards. Each one also has a picture of the seed made from the tree. An answer key has been provided for the seed and leaf identification page.

Several styles of journal pages have been provided for copywork, handwriting practice, journal writing, and more. Use the nature walk journal pages to create a keepsake journal of leaves and information.





White Ash Leaf

The white ash leaf comes from a tree native to North America. It can be found providing shade to many parks, large yards, and other large areas. Its fall color ranges from yellow to deep purple and maroon.

White ash is characterized by having opposite, compound leaves with 5-9 leaflets (usually 7). The leaves are 8 to 12 inches in length, with individual leaflets 2 to 6 inches in length. The upper surfaces are glossy dark green; the lower surfaces is light green and without any hair.

The white ash tree is considered both a shade tree and an ornamental tree. It features a spreading canopy capable of blocking sunlight and adds visual interest and beauty to landscaping.

The white ash grows to a height of 50–80' and a spread of 40–50' at maturity. It is ideal for this tree to have full sun, meaning it should get at least six hours of direct, unfiltered sunlight each day.

Quick Facts:

- Leaves: Have 5-9 leaflets, stalked, and toothed or not toothed.
- Flowering Dates: April - May
- Seed Dispersal Dates: September - December
- Seed Bearing Age: 20 years
- Seed Bearing Frequency: Every 3 to 5 years

Activity Ideas:

- Show the white ash picture card and have your children try to draw one.
- Go on a nature walk and try to find some leaves from a white ash tree.
- If you find a leaf, place it under a piece of paper and rub a crayon over it to create leaf rubbing art.

Aspen Leaf



The leaves of aspen trees have long stems and a rounded shape that, together with their size, makes them move in even a very light wind. They are typically 3" wide and about 3 1/2" in length.

There are two primary types of aspen - quaking and bigtooth. Both kinds have edges with rounded teeth on them, with bigtooth aspen's teeth farther apart than those on the quaking aspen. The leaves turn yellowish gold in the fall, creating striking scenery where large stands of the trees grow.

Quaking aspens grow across Canada and into Alaska, with the tree absent only from the extreme northern portions of both. In the lower 48 states, quaking aspen grows throughout the Rocky Mountain states, the Great Lakes region and New England. Bigtooth aspen has a much smaller distribution, growing from Minnesota eastward to New England and southern parts of Canada. This variety of aspen tree grows as far south as parts of West Virginia and Pennsylvania.

Quick Facts:

- The leaves have long stems and a rounded shape.
- Can grow from 49 to 98 feet in height.
- Has strong root system that can reach 40 feet in diameter.
- Male and female flowers develop on the separate trees.
- Important source of food for the forest animals.

Activity Ideas:

- Show the aspen leaf picture card and have your children try to draw one.
- Go on a nature walk and try to find some leaves from an aspen tree.
- Collect several aspen leaves and create a leaf collage.



Elm Leaf

Elm leaves have oval or elliptical leaves. They are usually smooth, asymmetrical and double serrated on the edges. The leaves are dark green on the upper side and light green on the bottom side.

The size of the elm tree depends on the species. Some varieties are cultivated as dwarf trees, while other can reach the height of 115 feet. Flowers appear on the trees before the leaves, usually at the end of the winter or at the beginning of the spring. They are pollinated by wind.

Bark and seed of elm were important source of food in the Europe during the famine at the beginning of the 19th century. Seed were especially prized due to high content of proteins and dietary fibers.

Elm is important source of food for birds such as bobwhite, prairie chicken, ruffed grouse and mammals such as possum and squirrels. Wood of elm is pliable and resistant to splitting. Native Americans were familiar with these features of elm and they used it for the production of ropes and canoes.

Quick Facts:

- Elm has oval or elliptical leaves.
- Elm can be propagated via seed, root cuttings, grafting or via micropropagation.
- Healthy trees can survive 200 to 300 years in the wild.

Activity Ideas:

- Show the elm leaf picture card and have your children try to draw one.
- Go on a nature walk and try to find some leaves from an elm tree.
- Collect elm leaves and create a picture frame art piece.



Maple Leaf

Maple leaves are divided in 3 to 9 lobes. They are oppositely arranged on the branches. The leaves change color from green to different shades of yellow, orange and red during the fall season.

The size of a maple tree depends on the species. Some types of maple can be grown as bonsai, while other can reach the height of 145 feet. Maple trees have brown bark that is smooth in young plants and rough in older plants. Flowers of maple tree can be green, yellow, orange or red in color. Individual male and female flowers are grouped in inflorescence. Insects (such as honeybees) are main pollinators of the flowers.

There are 128 species and couple of thousand varieties of maples that can be found mostly on the northern hemisphere. Maple produces winged seed which moves like a helicopter when it falls from the trees.

Quick Facts:

- The leaf of the maple tree is incorporated in the flag of Canada.
- Maple syrup is the best known product of the maple tree.
- Wood from the maple tree is used in the music industry to create instruments such as violins, viola, guitars and drums.

Activity Ideas:

- Show the maple leaf picture card and have your children try to draw one.
- Go on a nature walk and try to find some maple trees.
- If you find a maple tree, place it under a piece of paper and rub a crayon over it to create leaf rubbing art.



Red Oak Leaf

Red oak tree leaves are larger than those of many species, growing up to 10 inches long and 7 inches wide. Unlike other oak leaves, a red oak leaf is pointed on the ends and displays bristle tips.

Each leaf typically has seven to 11 lobes, depending on its length. The undersides of red oak leaves are light green with veins that often carry a tinge of red. Instead of being solidly smooth on the bottom, red oak leaves are usually a bit furry on the bottom. The soft fur is sometimes limited to the vein lines.

The leaf stalk is often slightly red, which is just one of the reasons the red oak tree gets the "red" in its name. Red oak tree leaves turn a showy red in fall, which makes them a popular tree for neighborhoods and gardens.

Some red oak trees have yellow fall foliage instead of red. While the color varies among trees, the leaves of individual trees tend to turn the same color every year. The color of Red oak tree bark is a brownish gray to dark gray, with wide ridges.

Quick Facts:

- The red oak reproduces from both seeds and root sprouts.
- The red oak tree growth rate is considered very fast.
- Red Oak trees grow in most of the woodland areas of North America

Activity Ideas:

- Show the red oak leaf picture card and have your children try to draw one.
- Go on a nature walk and try to find some leaves from a red oak tree.
- Gather red oak leaves and create a nature sensory bin.



Birch Leaf

Birch leaves are oval or elliptical in shape. The leaves are single or double serrated on the edges. Leaves of birch are used in the preparation of tea in Finland.

The Birch tree is a medium-sized tree that can reach 30 to 50 feet in height. Some species may grow to the height of 80 feet under appropriate conditions. Bark of the birch can be white, grey, yellow, silver or black in color. Young trees have smooth bark. Deep ridges on the bark are characteristic for the older plants. Bark of all birch species (except Grey Birch) peels off in long horizontal strips.

Individual flowers are arranged in long clusters known as catkins. They hang from the branches during the summer. Birch trees produces fruit called "samara" which can release around 1 million seeds each year.

Quick Facts:

- It is found in almost all countries having a temperate climate.
- There are about 60 different species of birch.
- Birch trees thrive in moist soil and full sunlight.
- Birch trees have simple leaves with toothed edges called margins.

Activity Ideas:

- Show the birch leaf picture card and have your children try to draw one.
- Go on a nature walk and try to find some leaves from a birch tree.
- If you find a leaf, place it under a piece of paper and rub a crayon over it to create leaf rubbing art.



Beech Leaf

Beech trees have oval leaves that are finely toothed on the edges. Newly formed leaves are brightly green and covered with hairs. Older leaves lack hairs; they are dark green in color.

Beech trees can reach 80 to 100 feet in height. Multiple slender branches form a broad, dome-shaped crown. Fallen leaves degrade slowly and create layer that prevents development of the herbaceous plants.

Beech trees bloom in spring, from April to May, shortly after leaves appear. Flowers are pollinated by the wind. Beech trees produce nut known as beechnut or mast. It appears in pairs, located in the spiny husk divided in few lobes.


Fresh beech leaves can be used in human diet. They are usually consumed in the form of salad. Beechnut is rich source of oil that is suitable for human consumption.

Quick Facts:

- Leaves and bark contain pigments which are used for dyeing of fabrics.
- Certain countries use beech leaves instead of feathers as a stuffing for the pillows.
- Wood is used in the production of furniture, floorings, and musical instruments.

Activity Ideas:

- Show the beech leaf picture card and have your children try to draw one.
- Go on a nature walk and try to find some leaves from a beech tree.
- If you find some, make sure they are properly identified, then make a yummy salad to eat.



Hazel Leaf

The Hazel's simple, oval-shaped, dark green leaves have serrated edges. The leaves turn a fiery red or yellow color during the fall.

Hazel trees are part of the genus *Corylus* which includes nearly 20 different specimens. The deciduous tree is a landscaper's dream in that it is attractive and fits well into most green spaces. Some of the Hazel tree's roots protrude to the soil's surface and branch into fine lines forming a thicket.


Male flowers, called "catkins" are yellowish-brown, about two inches long and pendant-shaped. Female blooms are tiny bud-like tufts and barely recognizable. The inconspicuous female flowers eventually grow into small nuts called "filberts." The nuts are housed in a hairy, leaf-like husk with ragged edges.

Quick Facts:

- Hazel trees are one of the smallest native tree species.
- Hazel is a good tree for hedging or to grow on its own in the garden.
- The fruit of the hazel is the hazelnut.
- Since ancient times hazel woven into a frame has been used in house building or as fences protecting sheep.

Activity Ideas:

- Show the hazel leaf picture card and have your children try to draw one.
- Go on a nature walk and try to find some leaves from a hazel tree.
- If you find a leaf, place it under a piece of paper and rub a crayon over it to create leaf rubbing art.



White Ash



Aspen



Elm



Maple




Red Oak



Birch



Beech



Hazel




Leaf & Seed Match



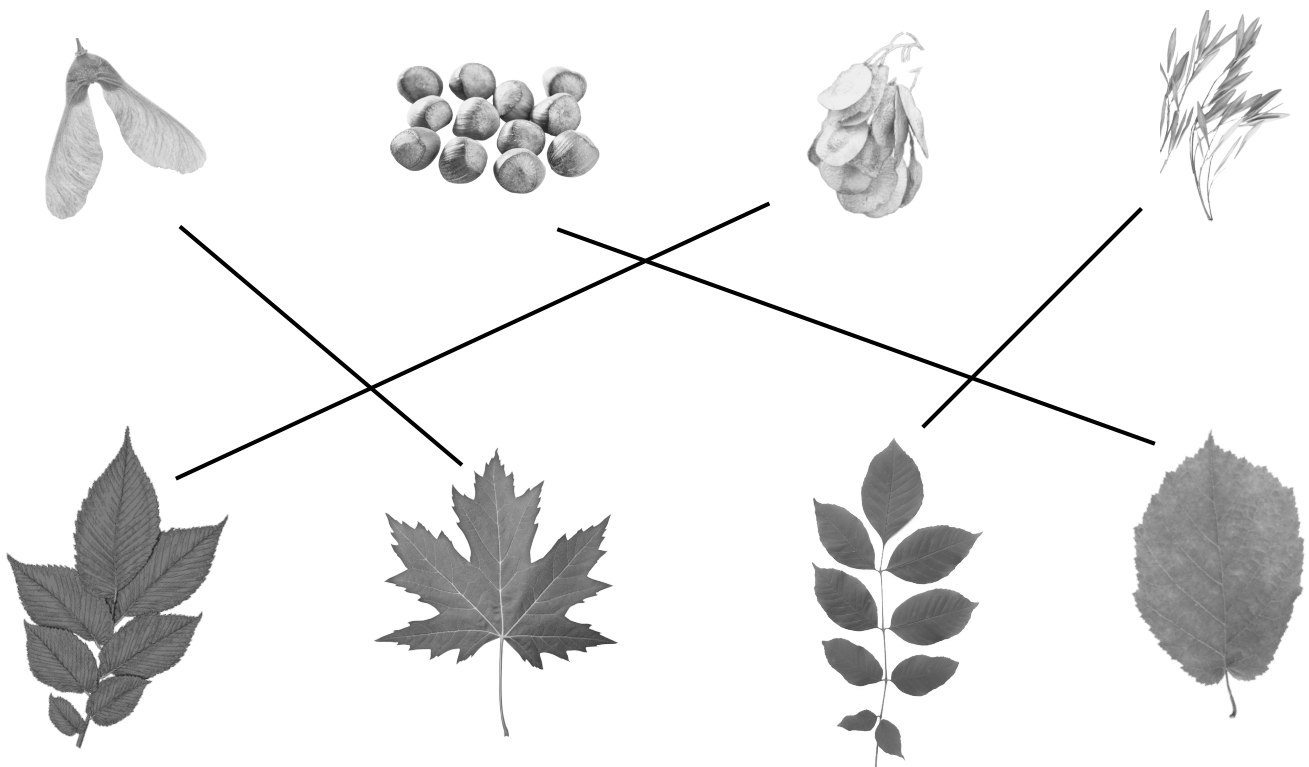
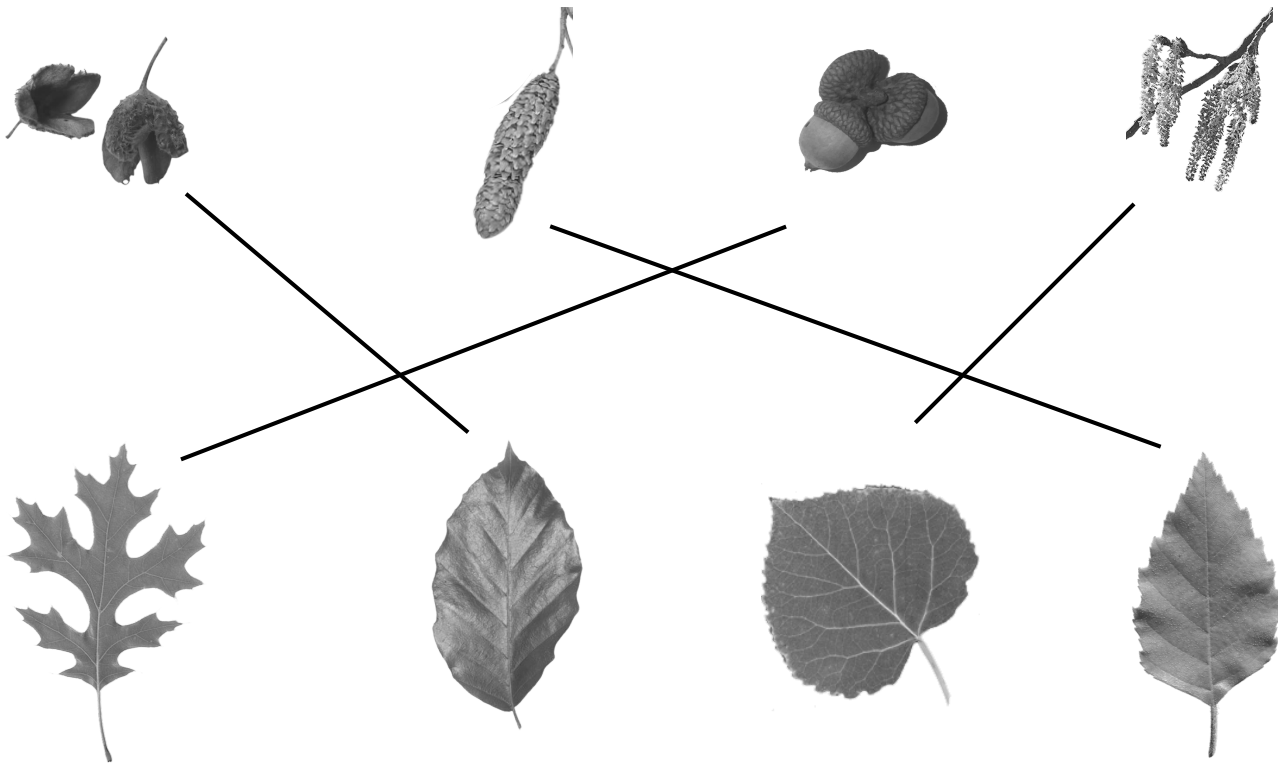
Draw a line to match the seeds with their leaf types.





Leaf & Seed Match


Draw a line to match the seeds with their leaf types.






A series of ten horizontal lines for writing, located in the upper right quadrant of the page.

A large section of the page consisting of 20 horizontal lines for writing, spanning most of the width of the page.



Nature Walk Leaf Journal




Go on a nature walk and collect leaves. Glue them in the space below and describe it on the lines provided in each box.

Glue leaf here.


Leaf Name

Glue leaf here.

Leaf Name



Nature Walk Leaf Journal



Go on a nature walk and collect leaves. Glue them below and describe them on the lines provided underneath box.
